



lumini Solucoes em Iluminacao LTDA
www.lumini.com.br
Email:laboratorio@lumini.com.br
Tel:+55 11 3437-5555 Fax:+55 11 3437-5555
Address:Rua Ferreira Viana, 716 - Socorro - São Paulo/SP

lumini

LumCAT:

Luminaire: led line perfil 12V c lp 2.5W (difusor baixo)

LampCAT: modulo led 5W/m 12Vdc 30K irc 90

Ballast type: led line driver 12V

Report No:

Voltage(V): 127.8600

Test No:

Current(A): 0.0400

Number of Lamps: 1

Power (W): 3.9440

Lamp flux(lm): 253.0

PF: 0.7740

Length(mm): 500

Width(mm): 16

Phm Type: C

Height(mm): 0

Photometric Results

Lumens(lm): 144.92, Efficiency(%): 57.28% , Luminous Efficacy(lm/W): 36.74

Central intensity(cd): 46.075, Maximum intensity(cd): 46.098

Angle of maximum intensity: C=0.0 γ =1.0

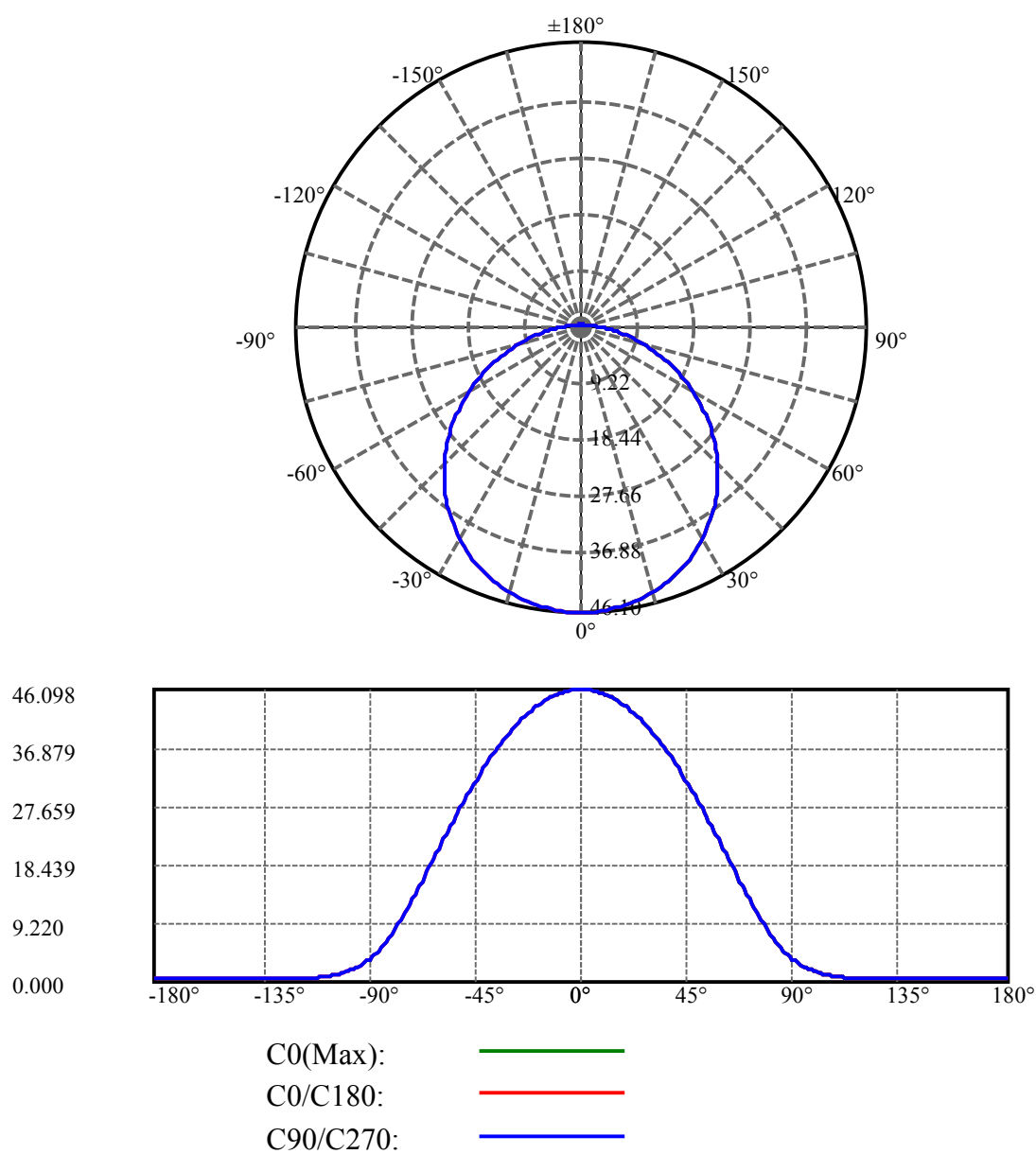
Beam angle of C0 plane : 114.56

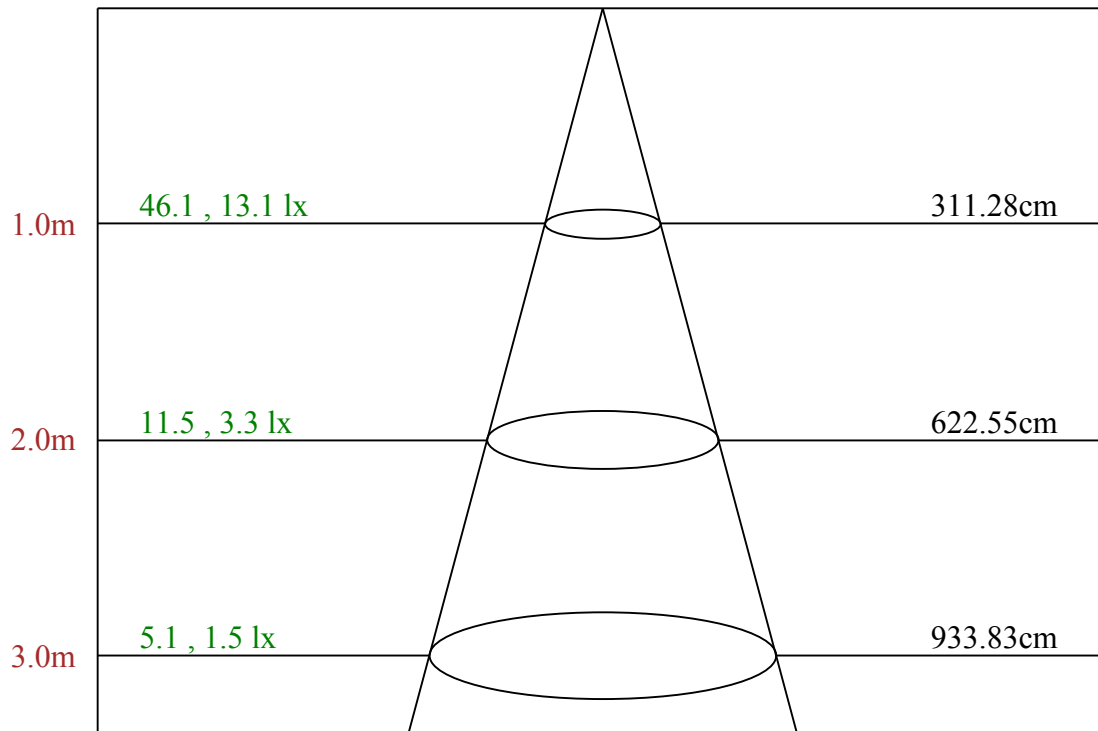
Aveage BeamAngle(IEC 61341):114.56

Equipment: equipamento lumini
Temperature(°C): 26.2

Date: 22/04/2025
Humidity(%): 56.0%

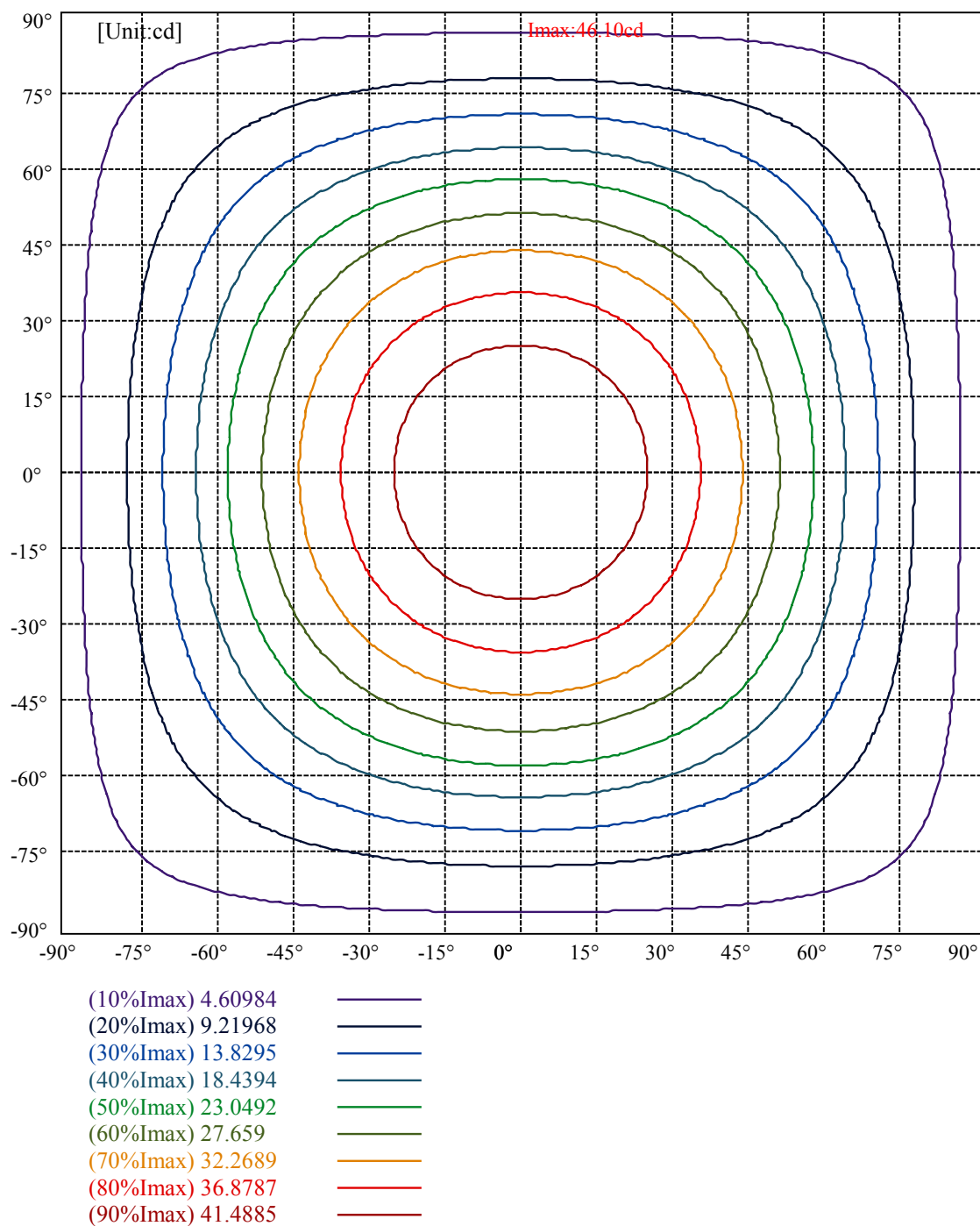
Operator: 01
Distance(m): 6.90





Max , Ave

Beam angle of C0 plane 114.56



lumini

Luminance Limiting Curve(no luminous side)

Appendix Page: 5 Total:6

Luminance Table

γ	45	50	55	60	65	70	75	80	85
C0	5525	5458	5355	5246	5131	5044	5018	5351	7101
C45	5525	5458	5355	5246	5131	5044	5018	5351	7101
C90	5525	5458	5355	5246	5131	5044	5018	5351	7101

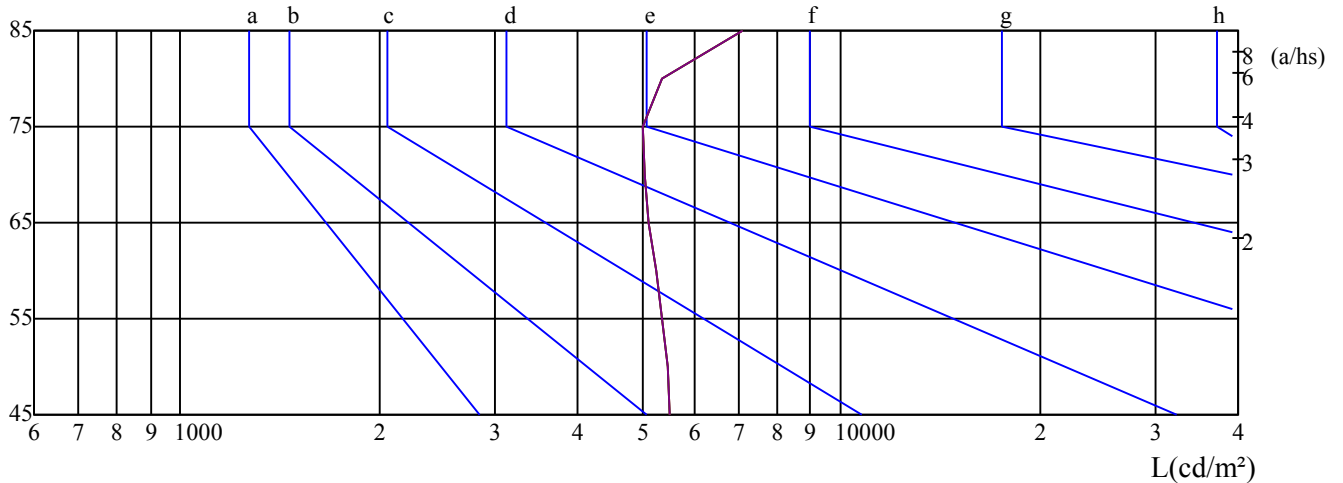
L(Hor)(65)	L(Ver)(65)	L45(65)	L(Hor)(75)	L(Ver)(75)	L45(75)	L(Hor)(85)	L(Ver)(85)	L45(85)
5131	5131	5131	5018	5018	5018	7101	7101	7101

Glare Table

Glare	Quality	Service Values Illuminance(lx)							
1.15	A	2000	1000	500	<=300				
1.5	B		2000	1000	500	<=300			
1.85	C			2000	1000	500	<=300		
2.2	D				2000	1000	500	<=300	
2.55	E					2000	1000	500	<=300
		a	b	c	d	e	f	g	h

Luminance Limiting Curve

$\gamma(^{\circ})$



C0 ———

C45 ———

C90 ———

Equipment: equipamento lumini
Temperature($^{\circ}$ C): 26.2

Date: 22/04/2025
Humidity(%): 56.0%

Operator: 01
Distance(m): 6.90

Illumination assessment according UGR											
Rf of Ceiling	70	70	50	50	30	70	70	50	50	30	
Rf of Wall	50	30	50	30	30	50	30	50	30	30	
Rf of Floor	20	20	20	20	20	20	20	20	20	20	
Room dimensions		Viewed crosswise					Viewed endwise				
X	Y										
2H	2H	18.19	19.77	18.62	20.17	20.59	18.25	19.82	18.67	20.22	20.64
	3H	20.13	21.57	20.57	21.99	22.43	20.03	21.47	20.48	21.89	22.33
	4H	21.03	22.39	21.49	22.82	23.28	20.71	22.07	21.17	22.50	22.96
	6H	21.97	23.23	22.44	23.68	24.17	21.25	22.51	21.71	22.95	23.44
	8H	22.44	23.66	22.91	24.11	24.61	21.40	22.62	21.87	23.07	23.57
	12H	22.97	24.14	23.44	24.60	25.11	21.49	22.67	21.97	23.13	23.63
4H	2H	18.98	20.33	19.43	20.77	21.23	19.02	20.37	19.47	20.81	21.26
	3H	21.08	22.24	21.56	22.71	23.21	20.97	22.14	21.45	22.60	23.10
	4H	22.18	23.22	22.67	23.71	24.24	21.84	22.89	22.34	23.38	23.91
	6H	23.23	24.17	23.75	24.68	25.21	22.49	23.43	23.01	23.94	24.47
	8H	23.82	24.70	24.35	25.22	25.77	22.74	23.62	23.27	24.13	24.68
	12H	24.48	25.30	25.02	25.81	26.40	22.92	23.74	23.45	24.25	24.84
8H	4H	22.55	23.43	23.08	23.95	24.50	22.26	23.13	22.79	23.65	24.20
	6H	23.81	24.55	24.36	25.08	25.67	23.10	23.84	23.65	24.38	24.96
	8H	24.60	25.25	25.17	25.82	26.40	23.53	24.18	24.09	24.75	25.33
	12H	25.44	26.00	26.02	26.58	27.17	23.83	24.39	24.40	24.96	25.55
12H	4H	22.61	23.43	23.14	23.94	24.52	22.34	23.16	22.88	23.67	24.26
	6H	23.98	24.63	24.55	25.21	25.78	23.32	23.97	23.89	24.55	25.12
	8H	24.80	25.36	25.38	25.94	26.53	23.79	24.35	24.36	24.92	25.51
Variation with the observer position at spacings:											
S = 1.0H		0.2/-0.7					0.2/-0.7				
S = 1.5H		0.5/-0.6					0.5/-0.6				
S = 2.0H		0.5/-0.7					0.5/-0.7				
Standard tables:		BKBF					BKBF				
Uncorrected UGR		8.0					8.0				

依据CIE Publ. 117 计算 UGR, S/H = 0.25